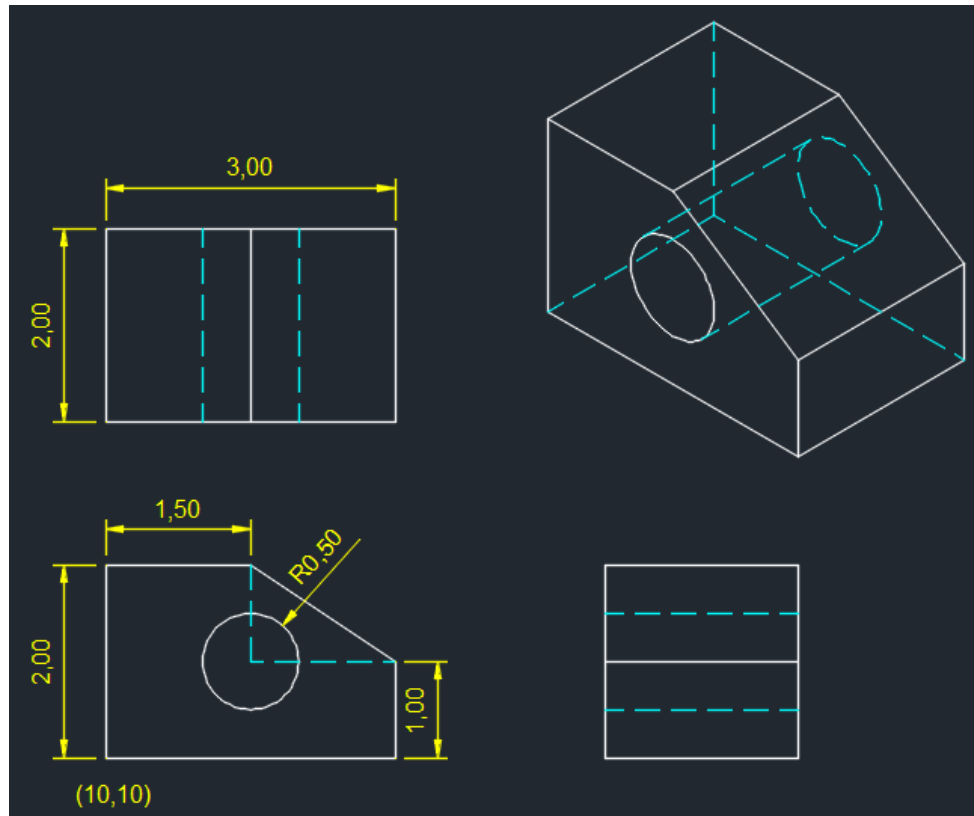


Exercício 8

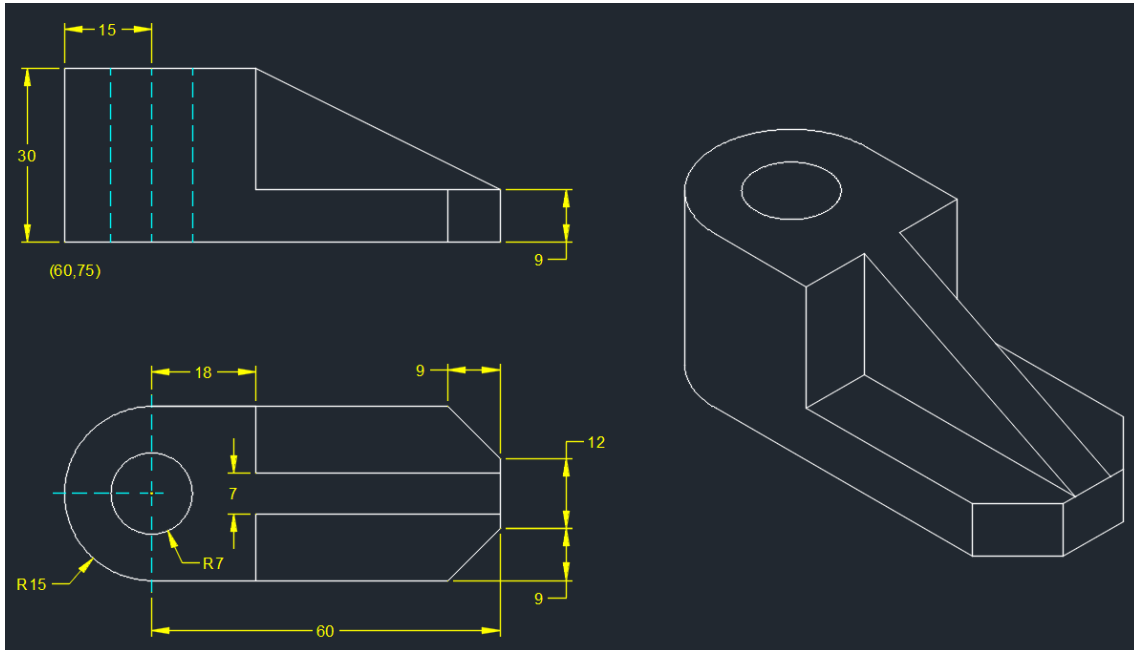
Fazer os seguintes desenhos, 2D e falso-3D, com recurso às *grids* rectangular e isométrica. Criar os *layers* seguintes: **desenhos** com traço contínuo de cor *white* e espessura *Default*; **medidas** com traço contínuo de cor *yellow* e espessura *Default*; **auxiliares** com traço descontinuo (DASHED2 / LTSCALE = 0.1 e 1) de cor *cyan* e espessura *Default*; **id** com cor *green*, com o nome e número do aluno. Definir os limites da área de desenho com o CIE = (0,0) e o CSD = (750,750). Criar novos estilos de cotagem, a partir do estilo *ISO25*, e configurá-los com atributos e valores, adequados a leitura e grafismo semelhantes aos dos desenhos propostos.

Make the following drawings, 2D and false-3D, using both rectangular and isometric grids. Create the following layers: **desenhos** with continuous stroke of *white* color and thickness *Default*; **medidas** with continuous dash of *yellow* color and thickness *Default*; **auxiliares** with dashed line (DASHED2 / LTSCALE = 0.1 and 1) of *cyan* color and thickness *Default*; **id** with *green* color, having the name and number of the student. Define the boundaries of the drawing area with CIE = (0,0) and CSD = (750,750). Create new dimension styles, from the *ISO25* style, and configure them with attributes and values, suitable for reading and graphics similar to the proposed drawings.

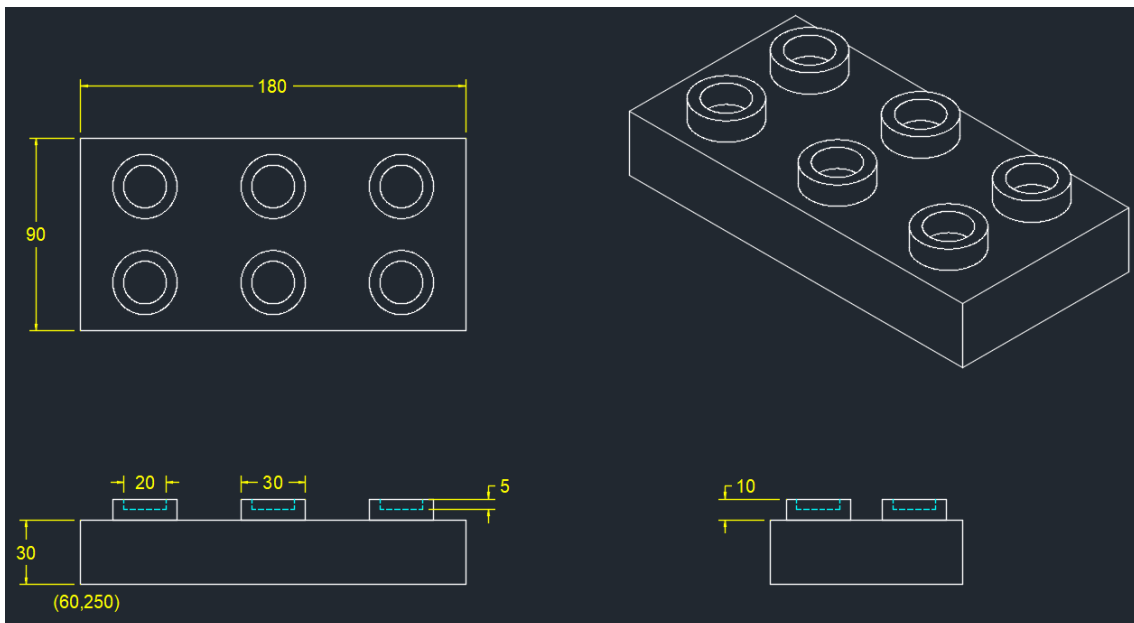
a)



b)



c)



d)

